

atspaceltd.co.uk

ATSPACE



**TOTAL  
BUILDING  
COMPLIANCE**

Testing and certification  
requirements for  
the residential and  
commercial sector

Call us today on 0800 917 8922  
to speak with an adviser or visit  
[atspaceltd.co.uk](http://atspaceltd.co.uk)

# About Us

Your 'one-stop-shop' for Building Compliance Design & Testing Services.

Here at ATSPACE we specialise in providing our customers with a full range of support services to help you plan, prepare and ensure that your residential or commercial construction project successfully meets those ever-increasing building control demands and achieves the required levels of certification.

Whatever the size or stage of your construction or renovation project, our dedicated team of skilled and accredited engineers are always committed to helping you achieve ultimate success.



Best Price Guarantee



End-to-end Project Support



Fast Report Turnaround



Nationwide Coverage



Swift & Efficient Service



Accredited Engineers



Call us today on 0800 917 8922  
to speak with an adviser  
or visit [atspaceltd.co.uk](https://atspaceltd.co.uk)

PROUD OF OUR  
ACCREDITATIONS



# Contents

2	Five Star Service
4	Client Services
5	White Label
6-7	Air Pressure Testing
8-9	Acoustics
10	Join the Team / Special Offers
11	Knowledge Base
12-13	Home Quality Mark
14-15	Code for Sustainable Homes
16-17	SAP/EPC Calculations
18-19	SBEM/EPC Calculations
20-21	Passivehaus
22	BREEAM
23	Thermographic Survey
24	Energy Statement
25	Display Energy Certificate
26	Daylight Calculations
27	Ventilation Flow Rate
28-29	Water Efficiency
30-31	Contracting Services
32-33	Consultancy & Design
34-36	Notes



# Five Star Service



Our service promise to you.



Understanding Your Building Control  
Requirements

Knowing Our Customers

Getting It Right First Time

Happy To Help

Making A Wrong, Right

Staying In Touch

A Bespoke Service Level Agreement

The Wow Factor



## Price Match Guarantee

We're so committed to providing you the most competitive prices, therefore if you get a better like-for-like quote, we'll match it.



## UK-Wide Coverage

We offer full nationwide coverage, often with as little as 24 hours notice. Wherever you may be, we are here to help.



## Happy You, Happy Us!

With 95% of our customers being happy with our services, there's a good reason why they keep using us.

# Client Services

From self-builders, through to national construction companies – we are committed to helping all our clients achieve success.



Self Builder



Building Company



Industry Professional



National Construction Company

# White Label

## The rise of the service partnership.

In delivering our range of Building Compliance services across the UK – ATSPACE are always keen to establish sustainable relationships with reputable & professional service partners.

Over the years we have developed a significant number of continuing and growing relationships, often with fellow service providers, thereby enhancing our collective abilities to deliver an increasing range of services in the ever changing world of Building Compliance.

Based around honesty, trust and integrity our aim is to build strong, co-operative relationships and partnerships that can help us all to offer and deliver a wide portfolio of products and services to our customers, including:

- ✓ Referral fees for introductions
- ✓ 'White Label' – service delivery
- ✓ Simple matrix pricing
- ✓ Achieve margins from 20% to 60%

# Air Pressure Testing

Delivering a full range of Air Permeability Services across the UK to meet all your Part L building compliance requirements.



## Air Testing Services Include

Air Permeability Drawing Review

Contract Structural Air Sealing

Pre-Air Pressure Test – Site Visit

Pre-Air Pressure Test – Summary Report

Pre-improvement of existing building

Post-improvement of existing building

Room Integrity Testing

Air Permeability – Smoke Test

Air Permeability – Site Visit

Air Pressure Test – Official Test

Air Pressure Test – Failure Report

Air Pressure Test – Multi-Unit Testing

[GET A QUOTE NOW](#)





*"I have to say I am delighted by the standard of the service ATSPACE delivered. There has been a marked improvement since your company took over all our consultancy and Air Pressure Testing requirements. Staff are always so pleasant, approachable and hard working."*

Steve Johnson

## Residential Air Testing

---

**Delivering efficient and cost-effective Residential Air Pressure Testing services to meet all your Part L1A / Part L1B Building Regulations compliance requirements is our speciality.**

From one-off tests for home owners and self-builders, providing advice and consultancy for architects and quantity surveyors, through to hundreds of tests on large-scale developments for national construction companies – our team of skilled and accredited engineers are committed to helping our customers achieve success.

## Commercial Air Testing


---

**In order to comply with Part L2A & L2B of the building regulations, all commercial and public buildings over 500m<sup>2</sup> are required to have successfully passed a Commercial Air Pressure Test.**

Whether you are a Small Builder, Industry Professional or Nationwide Construction Company we are able to offer our clients a fully tailored service from Design Review through successful completion of the Commercial Air Pressure Test itself, always delivered with the ATSPACE promise.

# Acoustics

Providing a full range of pre-completion Sound Insulation Testing & Certification Services to comply with Part E of the Building Regulations.



At ATSPACE we provide clients with a full range of pre-completion Sound Insulation Testing & Certification Services to comply with Part E of the Building Regulations – through our team of ANC-Accredited Sound Insulation Engineers (Association of Noise Consultants) – which assures you that you are working with a highly professional team wherever and whenever you need it.

Sound Insulation Testing must be carried out in all new build dwellings and conversions that are adjoining with separating walls or floors, and carried out in accordance with BS EN ISO 140-4 & BS EN ISO 140-7.



### Acoustic Services

Noise Impact Assessment – Construction Sites (Desktop)

Acoustic Design Review – Desk Based and/or Site Visit

Sound Insulation Testing – On-Site

Noise Impact Assessment – Entertainment Events

Noise Impact Assessment – Environmental

Provision of Acoustic Evidence

Noise Impact Assessment – Housing

Noise Impact Assessment – Industrial Premises

Noise Impact Assessment – Public Transport

Acoustic Design & Testing – BB93 for Schools

Acoustic Design & Testing – BREEAM

[GET A QUOTE NOW](#)



## Join the team

ATSPACE is growing. Grow with us.

We are always keen to receive applications from individuals who possess building compliance industry experience and/or the necessary skills or qualifications to help ATSPACE deliver an expanding range of services and support across the UK construction industry.



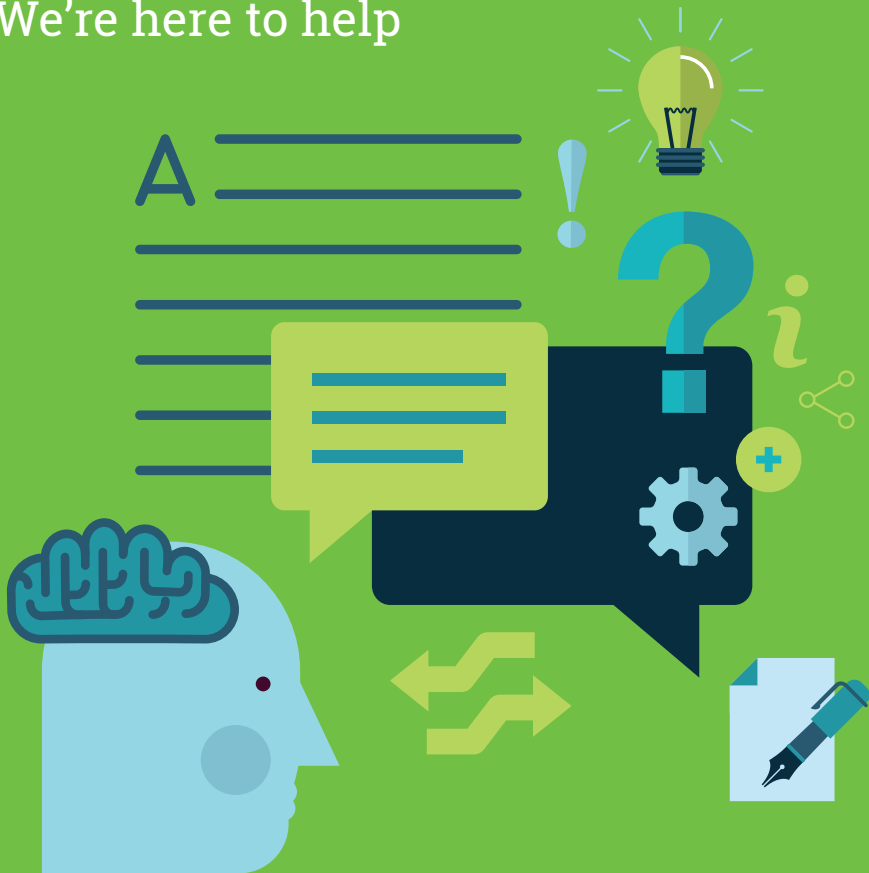
## Special Offers

Saving you time and money

Visit [atspaceltd.co.uk](https://atspaceltd.co.uk)  
to see how much you  
can save!

# Confused about the Building Regulations?

We're here to help



VISIT OUR KNOWLEDGE BASE  
[atspaceltd.co.uk](http://atspaceltd.co.uk)

# Home Quality Mark

The Home Quality Mark (HQM) is a national standard for new homes, which uses a simple 5-star rating to provide impartial information from independent experts on a new home's design, construction quality and running costs.

HOME  
QUALITY  
MARK

The logo icon consists of a thick, light blue curved line that starts at the top right, curves down and left, then curves back up and right, ending at the bottom right, forming a partial circle.

The Home Quality Mark aims to enable housing developers to showcase the quality of their new homes, and identify them as having the added benefits of being likely to need less maintenance, cheaper to run, better located, and better able to cope with the demands of a changing climate.

Independent, accredited professionals assess and score a wide range of aspects of a new home to give an overall quality rating. This 5-star rating makes it easy to quickly compare different homes in terms of their overall performance.

Our certified assessors are able to carry out HQM Assessments and provide your project with full 'end-to-end support' including initial advice and guidance, design stage assessments and a post-construction reviews, all of which will include preparation and filing of all required reports.



## Home Quality Mark Services

HQM pre-assessment

---

HQM design stage assessment

---


HQM post-construction review

---

[GET A QUOTE NOW](#)

# Code for Sustainable Homes

We're on a mission to reduce carbon emissions and to promote higher standards of sustainable design.





**The Code for Sustainable Homes (CSH) was introduced in 2008 and is now mandatory for all new homes in England.**

Similar to BREEAM (for non-domestic properties), the CSH is now the national standard for the sustainable design and construction of new homes – with the aim of reducing carbon emissions and to promote higher standards of sustainable design – and covers performance in 9 major areas of environmental impact:

- > Energy & CO<sub>2</sub> Emissions
- > Water
- > Materials
- > Surface Water Run-Off
- > Pollution
- > Health & Well-Being
- > Waste
- > Management
- > Ecology

The Code uses a rating system of 1 to 6 levels – with Code Level 6 being the top rating and classified as a ‘zero-carbon home’. Whilst many new builds only require a ‘nil certificate’ prior to the property being sold, local authorities are increasingly requiring a minimum standard of Code Level 3 – which is a 25% reduction against Part L1A of the 2006 Building Regulations.

Here at ATSPACE, our certified assessors are able to carry out both CSH and BREEAM Assessments, providing you with full end-to-end support including initial advice and guidance, design stage assessments and post-construction reviews – all of which will include preparation and filing of all required reports.

**GET A QUOTE NOW**

# SAP/EPC Calculations

## SAP/EPC Services

SAP Calculation – conversions, new builds & extensions

PEAs & EPCs – new build

EPC – for existing building

[GET A QUOTE NOW](#)



**SAP Calculations (Standard Assessment Procedure) are the UK Government's methodology for measuring energy efficiency and CO<sub>2</sub> emission rates for newly built, converted or extended residential dwellings and are required to be submitted to your local Building Control to ensure compliance with the Building Regulations Part L.**

In addition, a SAP EPC Report is produced via a combination of technical calculations and approved software to create:

- Predicted Energy Assessment (PEA) – at the design stage of the proposed development
- On Construction Energy Performance Certificate (OCEPC) – once the build stage has been completed.

Here at ATSPACE, we have our own in-house certified On Construction Domestic Energy Assessors (OCDEAs) and we pride ourselves in being able to provide our customers – from home owners to national construction companies – with a professional, experienced and fast turnaround for all aspects of our SAP/EPC service.



# SBEM/EPC Calculations



## SBEM/EPC Services

SBEM – including a site survey

---

SBEM desktop for new builds

---

EPC – conversion/extension/new build

---

SBEM – conversion/extension

---

EPC – commercial survey

---

[GET A QUOTE NOW](#)

For developers who are involved in the new build, conversion or extension of commercial premises, including industrial and retail premises. The preparation of the required SBEM (Simplified Building Energy Model) Calculation and EPC (Energy Performance Certificate) are part of a two-stage process as required by Part L2 of the Building Regulations:

- Design stage – prior to commencement of the development project, an SBEM Calculation must be submitted to your local building control, alongside your application
- As-built stage – upon completion of the building phase, it is required that both an SBEM Calculation and an EPC are submitted prior to sign-off by building control

The SBEM Calculation is used to calculate the energy performance for commercial premises, including: offices; warehouses; retail outlets; hotels and pubs; care homes; community buildings.

At ATSPACE, our fully qualified assessors follow an established process for providing advice, guidance and support – from design stage through to submission of the final reports that must be uploaded to the Landmark database, once the as-built stage has been fully assessed.



*"ATSPACE helped us specify and then deliver a much more functional, responsive service quickly – on time and on budget! Congratulations ATSPACE and thank you."*

Janice Brignell

# Passivehaus

If you want an ultra-low energy building that requires little energy for space heating or cooling, reducing its ecological footprint – then we have all the expertise to help you.



Developed in Germany in the 1990's, the Passivhaus Standard (Passive House) is the fastest growing energy performance standard in the world. The standard promotes a robust approach to building design – to create a dwelling that has an excellent thermal performance, coupled with exceptional air tightness and heating which can be recovered and circulated by a Mechanical Ventilation & Heat Recovery (MVHR) Unit.

Such is the experience of our iATS-certified engineers we were commissioned to undertake all the required Air Leakage Testing for the first Passive House care home to be built in the UK at Juniper House, Brackley. We were also delighted to be invited to check the performance of the first affordable and social housing development built to Passive House standards in Wimbish near Saffron Walden, following installation changes post completion.



## Passivehaus Services

Concept design review

---

Membrane test

---

Site visit to achieve standard

---

Air Pressure Testing – 1st fix stage

---

Air Pressure Testing – on completion

---

Infrared thermographic imaging

---

Odourless smoke testing

---

[GET A QUOTE NOW](#)

# BREEAM

BREEAM (Building Research Establishment Environmental Assessment Method) has become the standard for best practice in sustainable design and for measuring a building's environmental performance.

We offer our clients a 3-stage process for BREEAM and we recommend that an assessor is appointed at the earliest opportunity in the project, which will help in achieving the desired BREEAM rating in the most cost-effective manner.



## BREEAM Services

BREEAM pre-assessment

---

BREEAM design stage assessment

---

BREEAM post-construction review

---

[GET A QUOTE NOW](#)



# Thermographic Survey

Thermographic Surveys and Thermal Imaging Services to help you maximise energy efficiency within your building.

Thermal Imaging Services provide the most effective (and only!) visual aid technology to enable identification of any problematic heat loss areas within the external and internal envelope for all types of buildings.

Detailed Thermographic Surveys can be provided on completion of the build process, or even during, to highlight any thermal anomalies and inconsistencies in the envelope caused by air leakage or by damaged or missing insulation. All surveys are carried out in accordance with BRE 176 by an accredited thermographic engineer.



## Thermographic Services

Thermal model

---

Thermographic survey

---

Thermographic survey to BREEM standard

---

**GET A QUOTE NOW**

# Energy Statement

Our goal is to help all our customers achieve optimum levels of energy efficiency through our comprehensive package of building compliance services.

In addition to the provision of your SBEM Calculations as part of your planning application, many local authorities are now requiring that you provide a Renewable Energy Statement before granting permission to build.

At the present time, there is no universal standard for the production of your renewable energy statement and requirements vary dependent upon the local authority. However, in the drive towards energy efficiency the authority may require you to show up to 20% reduction in CO<sub>2</sub> emissions through the on-site generation of renewable energy.

[GET A QUOTE NOW](#)

# Display Energy Certificate

Display Energy Certificates (DEC) were introduced to raise public awareness of energy use and to provide information to visitors to public buildings about the energy use of the building. DEC's show the energy performance of a building, based upon actual energy consumption and they must be displayed in a place that is visible to the visiting public.

Accompanying each DEC is an advisory report – which contains recommendations for improving the energy performance of a building. This advisory report enables the occupier to identify what may be done to reduce their levels of energy consumption and CO<sub>2</sub> emissions.

Our own team of fully certified energy assessors are focussed upon helping you with all aspects of building compliance. We will be happy to discuss your requirements regarding DEC's, advisory reports and Energy Performance Certificates and to carry out the relevant calculations and certification to help ensure that your building is fully compliant with the latest regulations.

[GET A QUOTE NOW](#)

# Daylight Calculations

The amount of daylight entering a building and the impact that building has upon neighbouring properties is now taken into account as part of the planning application and measuring daylight efficiency is part of the requirement for both BREEAM and the Code for Sustainable Homes.

In order to assist our customers in this area, ATSPACE provide you with the services of a fully certified assessor who will evaluate the daylight efficiency of your project and produce the necessary evidence and reports for your local planning authority – all of which are fully compliant with BRE (Building Research Establishment), as well as meeting the requirements for BREEAM and the Code for Sustainable Homes.

[GET A QUOTE NOW](#)

# Ventilation Flow Rate

As part of our comprehensive range of Air Pressure Testing services, we are able to offer customers full Air Flow Rate testing, in accordance with the Building Regulations Part F, through our team of iATS & BPEC Domestic Ventilation qualified engineers.

As buildings become more insulated and air tight it is of equal importance that any installed ventilation systems are fit for purpose, balanced and commissioned correctly to ensure optimum levels of operation.

Part F of the Building Regulations requires that MHVR Systems (Mechanical Ventilation and Heat Recovery) and intermittent extractor fans (e.g. kitchen and bathroom) have their flow rates checked, are working efficiently and the relevant test results submitted to building control as part of the overall building compliance process.

Under normal circumstances, we are able to carry out Ventilation Flow Rate testing alongside our on-site Air Pressure Test, thereby enabling you to achieve both Part L and Part F compliance in the most time-efficient, cost-effective manner.

[GET A QUOTE NOW](#)

# Water Efficiency

Our Water Efficiency Calculations can be carried alongside your SAP/EPC calculations to provide you with a cost-effective and professional level of service to meet all your building compliance certifications.



Since April 6th 2010, all residential houses and conversions are required to meet specific water usage and efficiency targets in order to satisfy Part G of the Building Regulations. In simple terms this means that you will need to demonstrate to building control that water usage within the property does not exceed 125 litres per person per day.

With our in-house team of fully trained assessors, ATSPACE can provide you with a fast turnaround service for all your Water Efficiency Calculations, including submission of the calculations direct to your relevant building control authority.

As part of our calculation service, we take into account of all aspects of water usage within the property including, flow rates of taps and showers, washing machine and dishwasher usage along with WC flush rates. Our assessors can even make recommendations that will help you in achieving that required water consumption target.

[GET A QUOTE NOW](#)



## Price Match Guarantee

We're so committed to providing you the most competitive prices, therefore if you get a better like-for-like quote, we'll match it.

# Contracting Services

Through our experienced management, installation and testing teams, ATSPACE are pleased to offer a range of contracting services.



## Contracting Services

Air Sealing

Sound Insulation

Solar PV Installation

[GET A QUOTE NOW](#)



We recognise that your main goal will be to complete the build processes and ensure that your development project fully meets the stringent standards laid down by Building Regulations and your local building control department.

Through our vast experience in the areas of building compliance, coupled with the experiences in having our own building construction company, we also recognise that the cost of compliance test failure can become an extremely costly exercise to rectify those problem areas through post-test remedial action.

To find out more about how ATSPACE can help you prepare for success please give us a call and we will be happy to discuss your requirements.



*"We have worked with ATSPACE for over three years and have received excellent levels of service. The team is always available at the end of a phone for advice and recommendations and always demonstrate a can-do attitude."*

Barry Watson



## UK-Wide Coverage

We offer full nationwide coverage, often with as little as 24 hours notice. Wherever you may be, we are here to help.

# Consultancy & Design

To help you plan the journey towards the successful completion of your development project we provide our clients with a full range of consultancy and design support services – right from the outset.



As well as undertaking Air Pressure and Sound Insulation testing, towards the end of building projects, we find that we are increasingly being asked to provide services to our customers from the early design stages of a project.

With the constant drive towards improved levels of energy efficiency, at ATSPACE we firmly believe that 'built-in compliance' should be considered through every stage of the project.

From early drawing reviews, coupled with SAP or SBEM Calculations, our consultants can advise on some of the many factors affecting energy consumption such as heating systems, insulation, air tightness, ventilation sound insulation and lighting.

We are always happy to hold discussions with your architects, designers and constructors to provide you with a 'belt and braces' service – attend on-site visits, educate tradesmen on areas of air leakage and make recommendations regarding efficient HVAC systems, sound insulation and fabrication materials.

**GET A QUOTE NOW**



*"Our relationship with ATSPACE over the past 4 years has been enjoyable. We love the service, their consulting team and the results they've delivered. I highly recommend ATSPACE in all our consultancy and testing services."*

Jackie Stewart









**Call us today on 0800 917 8922  
to speak with an adviser  
or visit [atspaceltd.co.uk](http://atspaceltd.co.uk)**

---

### **Fast Report Turnaround**

Test reports and certificates immediately delivered direct via our online cloud portal.

---



# ATSPACE



## Head Office

ATSPACE Ltd  
Unit 3 & 4,  
The Cokenach Estate,  
Barkway, Royston,  
Hertfordshire SG8 8DL  
e. [info@atspaceltd.co.uk](mailto:info@atspaceltd.co.uk)



Get social with us,  
find our links on our  
website [atspaceltd.co.uk](http://atspaceltd.co.uk)

**Call us today on 0800 917 8922  
to speak with an adviser or visit  
[atspaceltd.co.uk](http://atspaceltd.co.uk)**